

CREATE YOUR FSA ID





FEDERAL STUDENT AID ACCOUNT



You will need an FSA ID to complete your FAFSA. Your FSA ID includes a username and password that allows you to access and sign your FAFSA online. You will use the same FSA ID every year you fill out the FAFSA and for the lifetime of your student loans.

To create your FSA ID you will need to determine if you are classified as a dependent or an independent student. You may be a dependent student even if your parent/contributor is not helping you pay for college. If you are a dependent student, at least one of your parents will also need to create their own FSA ID. If your parents are separated, the parent who provides the most financial support must be included on the new FAFSA. For many students this is similar to the previous requirement of including the custodial parent (or the parent that lives with the student).

HELPFUL TIPS

-  **Visit studentaid.gov to create your own FSA ID.** You will need your Social Security number, full name as it appears on your birth certificate, date of birth, physical address, phone number, and email address. You will also need to create a username, password, and answer challenge questions.
-  **Choose your username, password, and challenge question answers carefully.** Your challenge questions will help you access your account if you forget your username or password. Please choose memorable answers.
-  **Provide an email or mobile number.** If you forget your username and password, a secure code can be sent by email or text. You can only use one email and phone number per FSA ID, so parents and students will need to use their own. Do NOT use your school or work email address.
-  **Protect your account.** Your FSA ID is your legal signature and should not be created or used by anyone but you – not even your parent, a school official, or a loan company representative. Giving someone else your FSA ID puts you at risk for identity theft and loss of access to your personal information.



Journey to College

FAFSA Frenzy